



Analysis of the 2023-26 National Portfolio/Major Partner Museum funding awards

North East Culture Partnership (27 January 2023)

1. Introduction

Arts Council England announced the results of the grants awards to National Portfolio Organisations for 2023-26 on 4 November 2022. 990 awards were issued, worth £446,264,485 p.a across ten Arts Council England geographic areas. Of these, 55 awards worth £24,391,093 p.a for each of 3 years, were awarded to the North East.

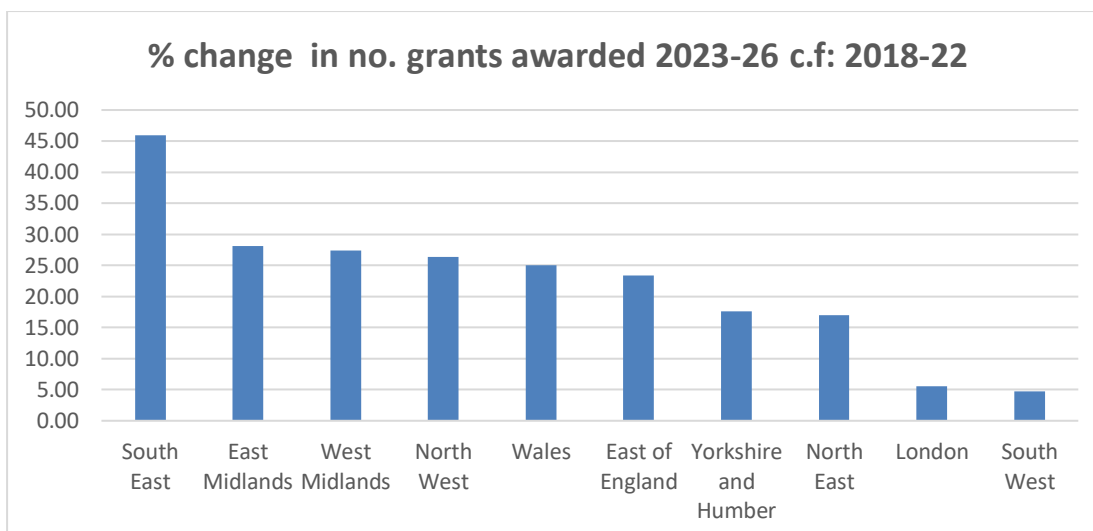
NECP has now compared the 2023/26 data with the 2018/22 data published by ACE in April 2021, which included those NPOs who were successful then, but who were not subsequently funded in 2023/26.

2. Analysis

2.1 Number of awards

For 2023-26, ACE awarded 55 grants to North East organisations - a 17.02% increase in the number of grants awarded compared with 2018-22. In 2023-26, 14 more organisations joined the NPO list, and 4 were not funded, placing the North East 8th out of the 10 geographic areas to receive NPO funding, in terms of % change increase (Table 1).

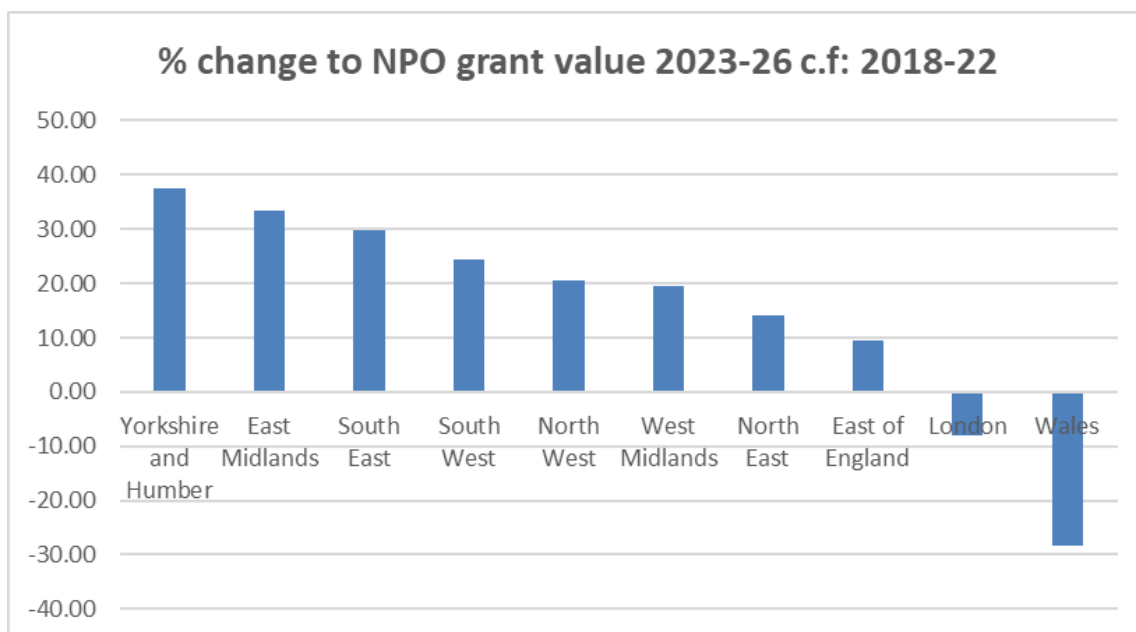
ONS Region	Number of NPO grants awarded in 2018-2022 (ACE April 2021)	Number of NPO extn. grants awarded in 2022/23	Number of NPO grants awarded in 2023-26	% change in no. grants awarded 2023-26 c.f: 2018-22
London	268	224	283	5.60
East of England	47	39	58	23.40
South East	74	64	108	45.95
North East	47	41	55	17.02
North West	95	86	120	26.32
Yorkshire and Humber	91	78	107	17.58
East Midlands	57	52	73	28.07
West Midlands	73	64	93	27.40
South West	84	66	88	4.76
Wales	4	4	5	25.00
Total	840	718	990	17.86



2.2 Value of awards

The North East will receive 13.98% more for 2023-26 compared with 2018-22 - putting the North East in 7th place (Table 2). The 14 new North East organisations joining the NPO register have secured £2,295,636 p.a for 3 years. **The North East will receive an additional £2.99m p.a for 2023-26 compared with 2018/22.**

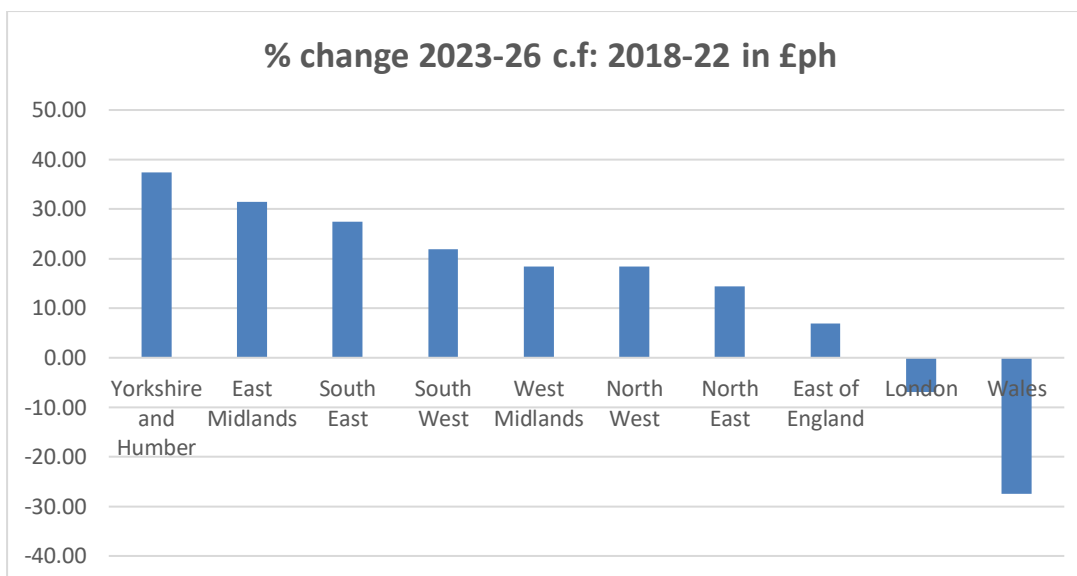
ONS Region	Total value of NPO/MPM grants awarded in 2018-22 (£/p.a) (ACE April 2021 data)	Total value of NPO/MPM grants awarded in 2022-23 (£)	Total value of NPO/MPM grants awarded in 2023-26 (£ P.A)	% change 2023-26 c.f: 2018-22
London	165,558,762	146,849,341	152,089,425	-8.14
East of England	19,085,808	16,768,670	20,900,330	9.51
South East	24,626,955	23,148,544	31,955,627	29.76
North East	21,399,444	21,001,796	24,391,093	13.98
North West	41,314,451	41,301,908	49,774,659	20.48
Yorkshire and Humber	39,074,444	38,347,498	53,691,151	37.41
East Midlands	17,159,746	15,613,488	22,906,551	33.49
West Midlands	46,938,188	46,069,427	56,112,217	19.54
South West	23,915,363	21,676,956	29,745,804	24.38
Wales	6,548,768	6,773,291	4,697,628	-28.27
Total	405,621,929	377,550,919	446,264,485	10.02



2.3 Value of award per head of population

The North East will receive £9.22 per head in 2023-26 – a 14.46% increase compared with 2018-22 vs. a 6.97% decrease for London, and a 37.36% increase for Yorkshire and Humber (Table 3).

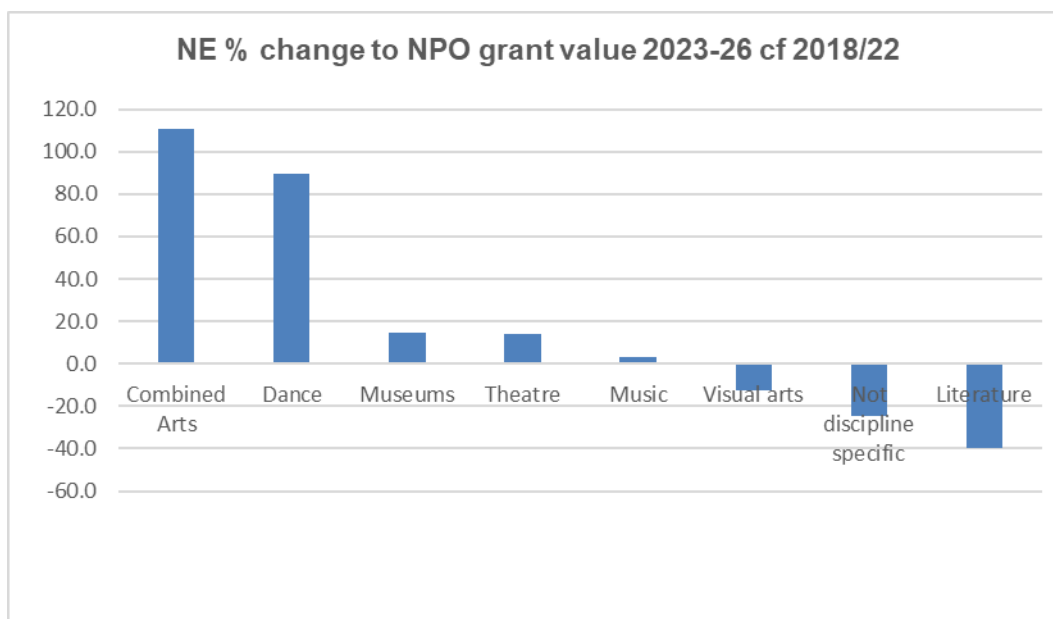
ONS Region	£ per head of population p.a (2018-22) using April 2021 data	£ per head of population p.a (2023-26)	% change 2023-26 c.f: 2018-22
London	18.59	17.29	-6.97
East of England	3.08	3.29	6.97
South East	2.70	3.44	27.52
North East	8.05	9.22	14.46
North West	5.67	6.71	18.36
Yorkshire and Humber	7.13	9.80	37.36
East Midlands	3.57	4.69	31.41
West Midlands	7.95	9.42	18.47
South West	4.27	5.21	21.92
Wales	2.09	1.51	-27.50



2.4 North East NPO grant awards by time-period and discipline

Comparing ACE NPO funding to disciplines within the North East: Libraries will receive funding in 2023-26, with 2 categories receiving significant increases in funding: combined arts and dance. However, funding allocations to literature, visual arts and non-discipline specific fell (Table 4):

Discipline	North East 2018-22 (£/year - April 2021 data)	North East 2022-23 (£/year)	North East 2023-26 (£/year)	% change 2018-2022 c.f: 2015-18
Combined Arts	1,703,497	2,244,041	3,587,011	110.6
Dance	1,035,278	1,054,327	1,963,963	89.7
Libraries	0	0	125,000	1st funding in 23/26
Literature	1,160,246	575,542	699,639	-39.7
Music	3,972,470	4,045,563	4,097,184	3.1
Museums	5,106,448	5,856,870	5,838,843	14.3
Not discipline specific	500,000	201,643	376,643	-24.7
Theatre	2,883,256	2,936,308	3,281,308	13.8
Visual arts	5,038,249	4,087,502	4,421,502	-12.2
Per Year	21,399,444	21,001,796	24,391,093	14.0



2.5 NE local authority analysis by time period

Comparing local authority areas, South Tyneside is to receive a 351% increase in funding, and Sunderland a 114.77% increase for 2023/26 c.f: 2018/22. Newcastle will receive a reduction of 2.28% and Gateshead -0.23% (Table 5).

The last page of this report provides the annual award for each North East local authority area for the 2018/22 (using April 2021 data) and 23/26 rounds.

Although Hartlepool is not listed as having ACE funded NPOs, Hartlepool will benefit from the 2023/26 funding as the Tees Valley Museums' Group is a consortium of the five Tees Valley local authority museum services, which include Hartlepool Art Gallery and the Museum of Hartlepool.

Table 5

North East Local Authority	2018-22 Average Annual Funding (Figure accurate at April 2021)	2022/23 Annual Funding (Extension year)	2023-26 Annual Funding (Offered 4 Nov 2022)	% change in annual funding 2023/26 cf 2018/22
County Durham	£ 1,413,829	£ 1,641,487	£ 2,203,687	55.87
Darlington	£ 250,318	£ 254,924	£ 389,924	55.77
Gateshead	£ 6,956,529	£ 6,860,565	£ 6,940,565	-0.23
Hartlepool	£ -	£ -	£ -	
Middlesbrough	£ 759,757	£ 773,737	£ 953,655	25.52
Newcastle upon Tyne	£ 9,137,300	£ 8,977,317	£ 8,929,115	-2.28
North Tyneside	£ 108,342	£ 110,335	£ 195,335	80.29
Northumberland	£ 1,190,244	£ 771,177	£ 1,290,452	8.42
Redcar and Cleveland	£ -	£ -	£ 345,000	First funded 23/26
South Tyneside	£ 100,678	£ 102,530	£ 454,000	350.94
Stockton on Tees	£ 982,447	£ 1,000,524	£ 1,615,524	64.44
Sunderland	£ 500,000	£ 509,200	£ 1,073,836	114.77
Total	£ 21,399,444	£ 21,001,796	£ 24,391,093	13.98

3. Methodology and references

3.1 ACE data

In this analysis, NECP has used the 2018/22 data provided by ACE on 1 April 2021:

[The data: 2018-22 | Arts Council England](#)

And the 2023-26 data published on 4 November 2022:

[Investment Programme 2023-26 Data - Offered organisations NPO IPSO Transfer.xlsx \(live.com\)](#)

3.2 Population data

For the population in each geographic area, NECP used the 2018 all population figures for 2018-2022, and the latest Nomis figures – for 2021 – for the period 2023/26.

[Nomis - Official Census and Labour Market Statistics \(nomisweb.co.uk\)](#)

ONS Region	Population 2018 (Nomis)	Population (2021 Nomis)
London	8,908,100	8,796,600
East of England	6,201,200	6,348,100
South East	9,133,600	9,294,000
North East	2,657,900	2,646,800
North West	7,292,100	7,422,300
Yorkshire and Humber	5,479,600	5,481,400
East Midlands	4,804,100	4,880,100
West Midlands	5,900,800	5,954,200
South West	5,599,700	5,712,800
Wales	3,138,600	3,105,400

4. Results by local authority area

Page 7 uses the ACE data to display the NPO awards by North East local authority area, for each of the three time periods.

The 14 new NPOs are highlighted in green, and the 4 NPOs from 2018/22 which will not be funded in 2023/26 are shown in red font.

In addition, as mentioned in section 2.5, Hartlepool will benefit from the 2023/26 funding as the Hartlepool Art Gallery and the Museum of Hartlepool, are part of the successful Tees Valley Museum Group application which was led by Stockton Borough Council.

Applicant Name	2018-22 Average Annual Funding (£ p.a) (Figure accurate at April 2021)	2023-26 Annual Funding (Offered 4 Nov 2022) (£ p.a)	Local authority
Association for Cultural Enterprises	198,000	201,643	County Durham
Beamish Museum	436,776	444,813	County Durham
Durham County Council	415,000	532,636	County Durham
National Youth Choirs of Great Britain	55,297	108,017	County Durham
Northern Heartlands	0	100,000	County Durham
Redhills CIO	0	150,000	County Durham
The Bowes Museum	367,807	374,572	County Durham
The Forge	57,496	89,054	County Durham
TIN Arts	81,453	202,952	County Durham
Theatre Hullabaloo	250,318	389,924	Darlington
Baltic Flour Mills Visual Arts Trust	3,158,000	3,037,975	Gateshead
Gem Arts	120,000	202,208	Gateshead
North Music Trust	3,512,122	3,576,745	Gateshead
The Lawnmowers Independent Theatre Company	60,998	62,120	Gateshead
Vane Contemporary Art Limited	60,406	61,517	Gateshead
Workplace Foundation	105,409	0	Gateshead
Middlesbrough Town Hall	249,000	253,500	Middlesbrough
Teesside University	510,757	520,155	Middlesbrough
The Auxiliary Project Space	0	180,000	Middlesbrough
Amber Film & Photography Collective	120,000	0	Newcastle upon Tyne
a-n The Artists Information Company	212,754	216,669	Newcastle upon Tyne
Ballet Lorent Limited	399,968	537,327	Newcastle upon Tyne
Company of Others	0	220,000	Newcastle upon Tyne
Dance City	553,857	564,048	Newcastle upon Tyne
Generator North East	156,051	158,922	Newcastle upon Tyne
Inpress Ltd	158,489	161,405	Newcastle upon Tyne
New Writing North	332,123	428,234	Newcastle upon Tyne
North East Theatre Trust Ltd	626,723	638,255	Newcastle upon Tyne
Northern Print	106,648	108,610	Newcastle upon Tyne
Northern Stage (Theatrical Productions) Ltd	1,562,496	1,591,246	Newcastle upon Tyne
Open Clasp Theatre Company	177,043	180,301	Newcastle upon Tyne
Seven Stories, The National Centre for Children's Books	577,602	588,230	Newcastle upon Tyne
The NewBridge Project	70,000	71,288	Newcastle upon Tyne
Tyne & Wear Archives & Museums	3,793,865	3,357,648	Newcastle upon Tyne
Tyneside Cinema	124,275	0	Newcastle upon Tyne
Unfolding Theatre	105,000	106,932	Newcastle upon Tyne
Helix Arts Ltd	108,342	195,335	North Tyneside
Arts&Heritage	235,000	0	Northumberland
Berwick Film & Media Arts Festival	70,000	125,288	Northumberland
Bloodaxe Books Ltd	92,032	110,000	Northumberland
Headway Arts	0	96,000	Northumberland
Mortal Fools	0	180,000	Northumberland
November Club	100,678	132,530	Northumberland
Queen's Hall Arts	118,147	120,321	Northumberland
The Maltings Berwick Trust Limited	176,387	179,633	Northumberland
Woodhorn Charitable Trust	200,000	346,680	Northumberland
Festival of Thrift	0	245,000	Redcar and Cleveland
Tees Valley Arts	0	100,000	Redcar and Cleveland
Jarrow Hall	0	125,000	South Tyneside
South Tyneside Council	0	125,000	South Tyneside
The Customs House	100,678	204,000	South Tyneside
Family Arts Campaign Ltd	0	175,000	Stockton-on-Tees
Future Arts Centres	0	160,000	Stockton-on-Tees
Stockton Arts Centre Ltd	306,091	371,723	Stockton-on-Tees
Stockton Borough Council			
Tees Valley Museum Group	375,000	601,900	Stockton-on-Tees
Stockton International Riverside Festival	301,356	306,901	Stockton-on-Tees
Southpaw Dance Productions	0	230,000	Sunderland
Sunderland Culture	500,000	634,200	Sunderland
Surface Area Dance Theatre CIC	0	209,636	Sunderland
Total	£ 21,399,444	£ 24,391,093	