



Analysis of the 2018-22 National Portfolio/Major Partner Museum funding awards

Teresa Kirby, North East Culture Partnership

1. Introduction

In the 2018-22 ACE NPO funding round, 60% of funds are now being allocated outside of London. The 2018-22 funding round also shows the addition of: Arts & Heritage, Woodhorn Charitable Trust, The Bowes Museum, Side Gallery, NewBridge Projects and Unfolding Theatre to the National Portfolio.

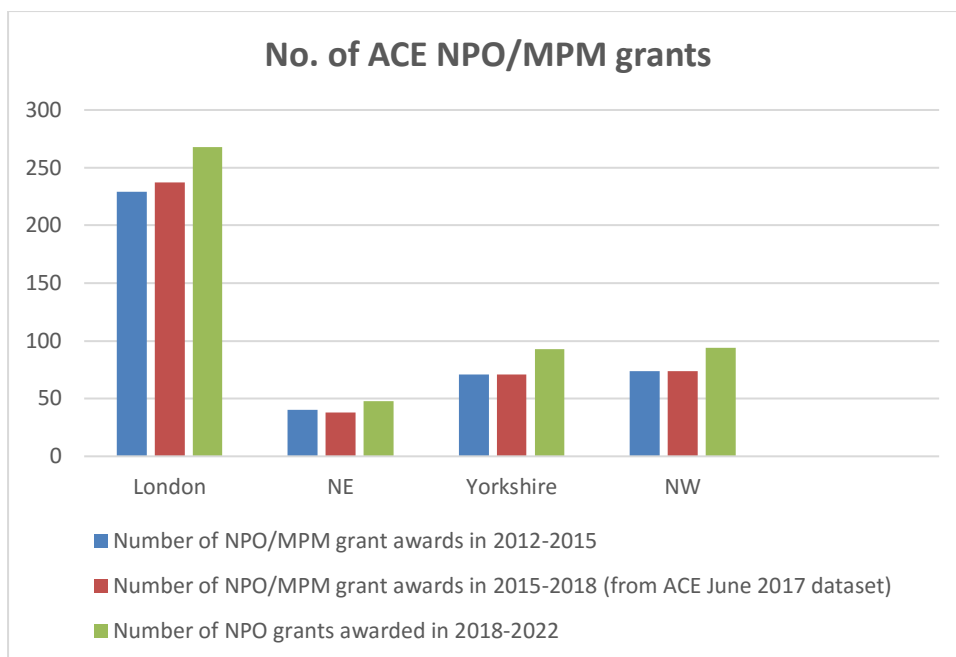
This paper analyses the Arts Council England data for the grants awarded during 2018-2022 compared with the two previous time periods for National Portfolio Organisations (NPOs) and Major Partner Museums (MPMs) to the: North East, Yorkshire, the North West and London. The data is then analysed at a North East level by art form, for each of these three programming periods. Finally, data is presented on other recent ACE funding announcements to the North East.

2. National analysis of ACE NPO/ MPM funding

Total number of NPO/MPM grants awarded in 2018-2022 compared with two previous rounds

Arts Council England issued 40 NPO/MPM grant awards in the North East during the 2012 to 2015 period, allocating £50,945,090, and 38 awards to 36 organisations in 2015-18 worth £56,580,896. For 2018-22, ACE awarded 48 contracts to 46 organisations, worth £86,000,488, as detailed in Appendix 1.

Region	Number of NPO/MPM grant awards in 2012-2015	Number of NPO/MPM grant awards in 2015-2018 (from ACE June 2017 dataset)	Number of NPO grants awarded in 2018-2022	% change 2018-2022 c.f: 2015-18
London	229	237	268	13.1
NE	40	38	48	26.3
Yorkshire	71	71	93	31.0
NW	74	74	94	27.0

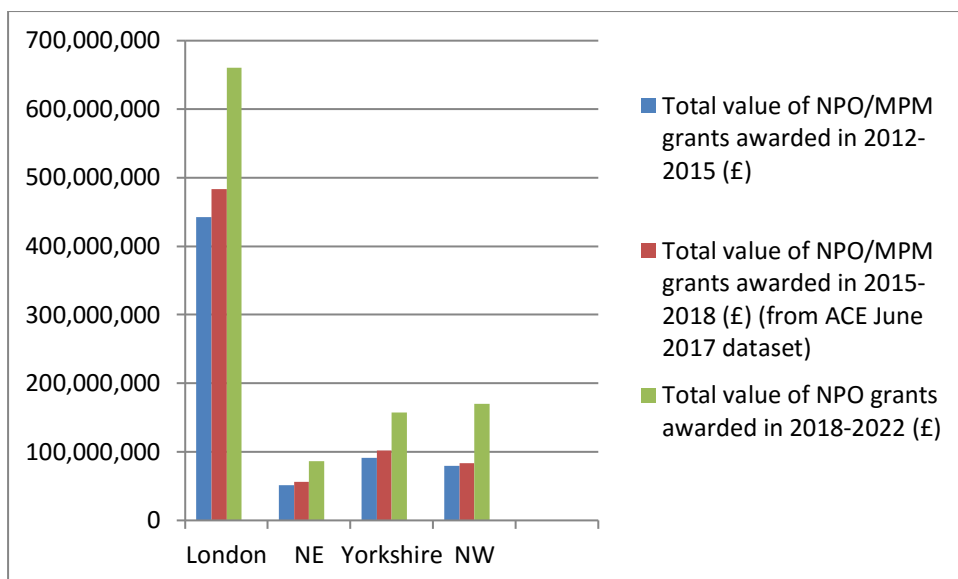


Analysis

All 4 regions analysed showed an increase in the number of grants awarded in 2018-22, with the North East receiving the third highest increase in the number of NPO/MPM grants, out of these comparator regions, in 2018-2022 compared with 2015-2018.

Total value of NPO/MPM grants awarded in 2018-2022 compared with two previous rounds

Region	Total value of NPO/MPM grants awarded in 2012-2015 (£)	Total value of NPO/MPM grants awarded in 2015-2018 (£) (from ACE June 2017 dataset)	Total value of NPO grants awarded in 2018-2022 (£)	% change 2018-2022 c.f: 2015-18
London	442,972,608	483,603,226	660,663,416	36.6
NE	50,945,090	56,580,896	86,000,488	52.0
Yorkshire	90,868,601	102,152,919	157,530,028	54.2
NW	79,654,985	83,050,180	170,005,728	104.7



Analysis

All 4 regions analysed showed an increase in the value of NPO/MPM grants in 2018-22 compared with the previous programming period, with the North East receiving the third highest percentage increase in value cf: these comparator regions for 2015-2018.

NPO/MPM pounds sterling per head of population awarded in 2018-2022 compared with two previous rounds

Region	Total value of NPO/MPM grants awarded in 2018-2022	Population (2016 NOMIS)	£ PHP in 2018-22
London	660,663,416	8,787,900	75.18
Yorkshire	157,530,028	5,425,700	29.03
NW	170,005,728	7,219,600	23.55
NE	86,000,488	2,636,800	32.62
East	78,343,232	6,130,500	12.78
East Midlands	68,210,616	4,724,400	14.44
South East	88,735,540	9,026,300	9.83
South West	109,795,740	5,516,000	19.90
West Midlands	213,778,852	5,800,700	36.85

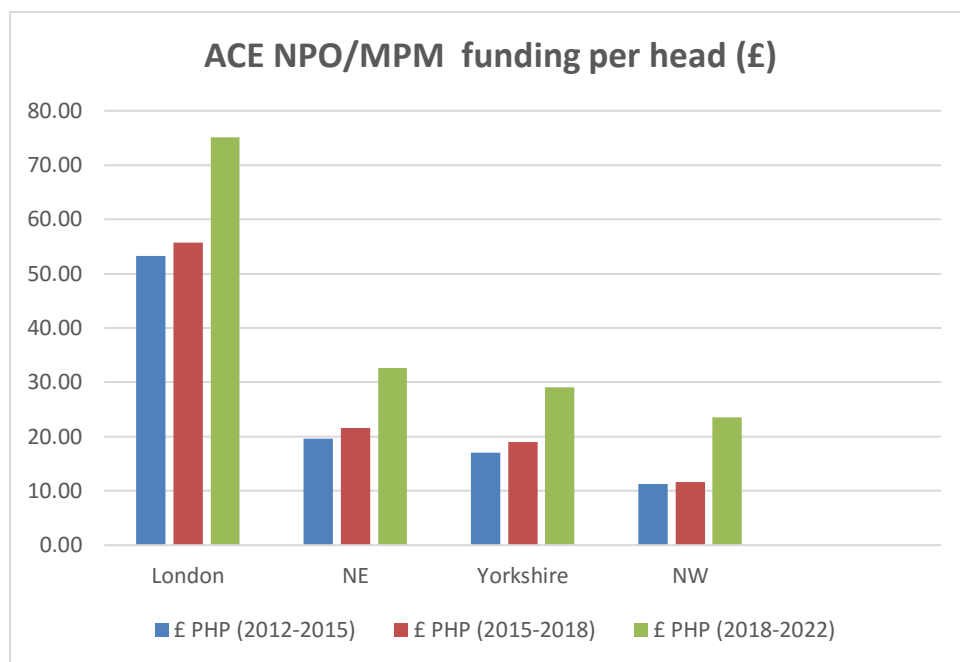
Analysis

When looking at all 9 regions, the North East has received the second highest pounds per head out of the 8 regions outside of London, for the 2018-22 programming period.

Comparing the £ per head of population for the North East with the other 3 regions over the three programming periods shows:

Region	£ PHP (2012-2015)	£ PHP (2015-2018)	£ PHP (2018-2022)	% change 2018-2022 c.f: 2015-18
London	53.32	55.76	75.18	34.84
NE	19.58	21.56	32.62	51.29
Yorkshire	17.09	18.95	29.03	53.21
NW	11.24	11.58	23.55	103.40

Note: NOMIS 2012 population used for 2012-15, and the NOMIS 2015 figures for 2015-18. The latest (2016) figures were used for 2018-22. Please note Nomis statistics for Yorkshire are for Yorkshire and Humber.

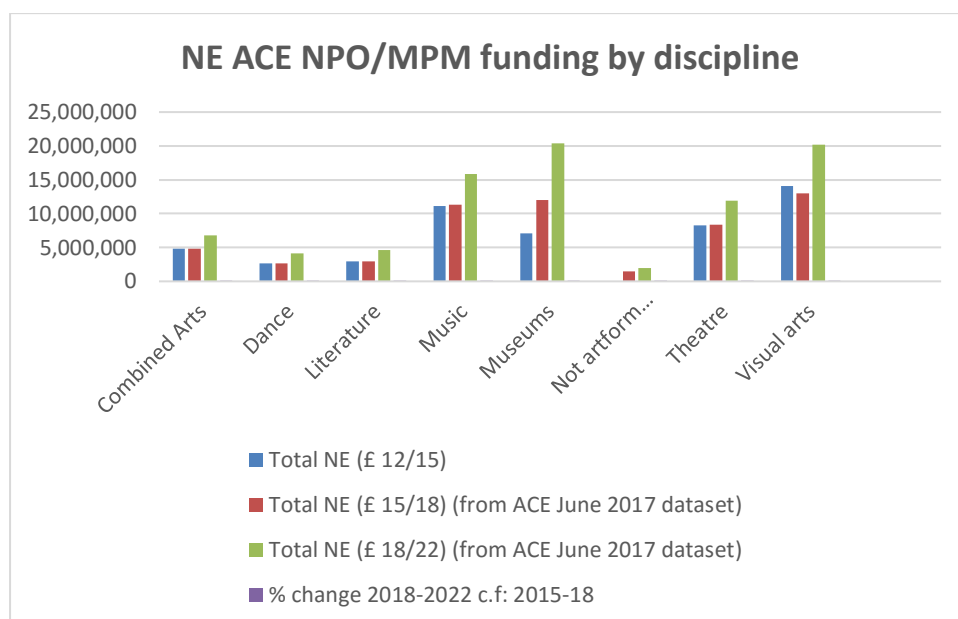


Analysis

The North East received the third highest increase in NPO/MPM grant per head out of the four comparator regions for 2018-2022 compared with 2015-2018, with London receiving a the lowest increase, and the NW the most at 103.4%.

Analysis by art form of ACE NPO/MPM funding in the North East

Discipline	Total NE (£ 12/15)	Total NE (£ 15/18) (from ACE June 2017 dataset)	Total NE (£ 18/22) (from ACE June 2017 dataset)	% change 2018-2022 c.f: 2015-18
Combined Arts	4,782,413	4,810,492	6,813,988	41.6
Dance	2,634,344	2,624,629	4,141,112	57.8
Literature	2,945,985	2,925,755	4,640,984	58.6
Music	11,172,066	11,325,519	15,889,880	40.3
Museums	7,092,740	12,010,344	20,425,792	70.1
Not artform specific	0	1,500,000	2,000,000	33.3
Theatre	8,251,549	8,405,672	11,935,736	42.0
Visual arts	14,065,994	12,978,485	20,152,996	55.3
Total:	50,945,091	56,580,896	86,000,488	
				Difference p.a
Per Year		18,860,298	21,500,122	2,639,824



Analysis

The North East's arts and heritage sector will receive £21.5m p.a during 2018-22; an additional £2.6m p.a compared with 2015-18. The museums sector has received the biggest increase between these two funding periods, at 70.1%.

3. OTHER ACE GRANT SCHEMES

3.1 Creative People and Creative Places

In addition to NPO/MPM funding, ACE has awarded £9,484,371 to 3 Creative People and Creative Places projects in the North East, out of 21 nationally:

CPP Scheme	Applicant Name	Amount Awarded	Project Start Date	Project End Date
The Cultural Spring	University Of Sunderland	£2,000,000	01-07-13	30-06-16
The Cultural Spring	University Of Sunderland	£1,000,000	01-01-17	31-12-19
East Durham Creates	Beamish The Living Museum of the North	£1,500,000	01-06-13	31-05-16
East Durham Creates	Beamish The Living Museum of the North	£1,000,000	01-03-17	31-08-20
bAIT	Woodhorn Charitable Trust	£2,636,400	01-09-12	31-10-15
bAIT	Woodhorn Charitable Trust	£998,421	01-10-16	30-09-19
bAIT	Woodhorn Charitable Trust	£349,550	01-05-16	31-10-19
	Total:	£9,484,371		

<http://www.creativepeopleplaces.org.uk/map>

3.2 Great Places Scheme

The Heritage Lottery Fund and Arts Council England funded 16 pilot projects under the Great Places Scheme in 2016, worth £19,999,255. Three of these, worth £4,071,600 (20% of funding) are in the North East:

Location	Project title	Grant
Sunderland Culture	<i>Sunderland Comes of Age'</i> -	£1,249,900
Tees Valley Combined Authority	<i>Greater Tees'</i> -	£1,332,500
Visit County Durham	<i>Northern Heartlands'</i>	£1,489,200
Total grant		£4,071,600

<https://www.greatplacescheme.org.uk/england>

3.3 Invitation to **Sage Gateshead** to apply for a large scale capital grant of £1,234,735 to enable fast removal of seats in Sage One, creating a greater capacity for certain events.

Appendix 1 - The 46 North East organisations who received NPO funding for 2018-22

<i>Applicant Name</i>	<i>Discipline</i>	<i>TOTAL Portfolio grant 15/18 (£)</i>	<i>TOTAL Portfolio grant 18/22 (£)</i>	<i>Local Authority</i>
Durham County Council	Combined arts	1,245,000	1,660,000	County Durham
The Forge	Combined arts	172,488	229,984	County Durham
TIN Arts	Dance	244,359	325,812	County Durham
Beamish Museum	Museums	2,128,749	1,747,104	County Durham
The Bowes Museum	Museums	-	1,471,228	County Durham
National Youth Choirs of Great Britain	Music	321,000	221,188	County Durham
Theatre Hullabaloo	Theatre	750,954	1,001,272	Darlington
Gem Arts	Combined arts	360,000	480,000	Gateshead
North Music Trust	Music	10,536,366	14,048,488	Gateshead
The Lawnmowers Independent Theatre Company	Theatre	182,993	243,992	Gateshead
Baltic Flour Mills Visual Arts Trust	Visual arts	9,474,000	12,632,000	Gateshead
Workplace Foundation	Visual arts	316,227	421,636	Gateshead
Middlesbrough Town Hall	Music	-	996,000	Middlesbrough
Teesside University	Visual arts	1,532,270	2,043,028	Middlesbrough
Helix Arts Ltd	Combined arts	325,025	433,368	Newcastle
Ballet Lorent Limited	Dance	718,701	1,599,872	Newcastle
Dance City	Dance	1,661,570	2,215,428	Newcastle
Inpress Ltd	Literature	400,466	633,956	Newcastle
New Writing North	Literature	891,369	1,328,492	Newcastle
Seven Stories, The National Centre for Children's Books	Literature	1,357,824	2,310,408	Newcastle
Tyne & Wear Archives & Museums	Museums	470,808	627,744	Newcastle

Tyne & Wear Archives & Museums	Museums	9,410,787	12,547,716	Newcastle
Generator North East	Music	468,153	624,204	Newcastle
Tyne & Wear Archives & Museums	Not discipline specific	1,500,000	2,000,000	Newcastle
North East Theatre Trust Ltd	Theatre	1,880,170	2,506,892	Newcastle
Northern Stage (Theatrical Productions) Ltd	Theatre	4,687,489	6,249,984	Newcastle
Open Clasp Theatre Company	Theatre	300,000	708,172	Newcastle
Unfolding Theatre	Theatre	-	420,000	Newcastle
ZENDEH Productions	Theatre	302,033	402,712	Newcastle
Amber Film & Photography Collective	Visual arts	-	480,000	Newcastle
a-n The Artists Information Company	Visual arts	638,262	851,016	Newcastle
Northern Print	Visual arts	319,943	426,592	Newcastle
PopUp Initiative CIC (The NewBridge Project)	Visual arts	-	280,000	Newcastle
Tyneside Cinema	Visual arts	372,825	497,100	Newcastle
Vane Contemporary Art Limited	Visual arts	181,218	241,624	Newcastle
Queen's Hall Arts	Combined arts	354,441	472,588	Northumberland
The Maltings Berwick Trust Limited	Combined arts	529,162	705,548	Northumberland
Bloodaxe Books Ltd	Literature	276,096	368,128	Northumberland
Arts&Heritage	Museums	-	940,000	Northumberland
Association for Cultural Enterprises	Museums	-	792,000	Northumberland
Woodhorn Charitable Trust	Museums	-	800,000	Northumberland
November Club	Theatre	302,034	402,712	Northumberland
Berwick Film & Media Arts Festival	Visual arts	143,740	280,000	Northumberland

The Customs House	Combined arts	302,033	402,712	South Tyneside
Stockton Arts Centre Ltd	Combined arts	918,275	1,224,364	Stockton-on-Tees
Stockton International Riverside Festival	Combined arts	604,068	1,205,424	Stockton-on-Tees
Stockton Borough Council Tees Valley Museum Group	Museums	-	1,500,000	Stockton-on-Tees
Sunderland Culture	Visual arts	-	2,000,000	Sunderland
Total:		56,580,896	86,000,488	